

Achieving High Precision Transit Observations with Sub-meter Telescopes

Dennis M. Conti

Chair, AAVSO Exoplanet Section
Member, KELT Follow-up Team
Member, TESS TFOP Working Group

Know Thy Star – Know Thy Planet
October 12, 2017

The AAVSO

(American Association of Variable Star Observers)

- Founded in 1911:
 - traditional focus: observing and archiving data on variable stars
 - active participants in over 108 countries
 - users: professional astronomers and research scientists
 - foster and support pro/am collaborations
- In 2015, established an Exoplanet Section
- Section's purpose: help observers conduct research-grade, exoplanet observations through:
 - promulgation of "best practices"
 - advances in observing technology and techniques

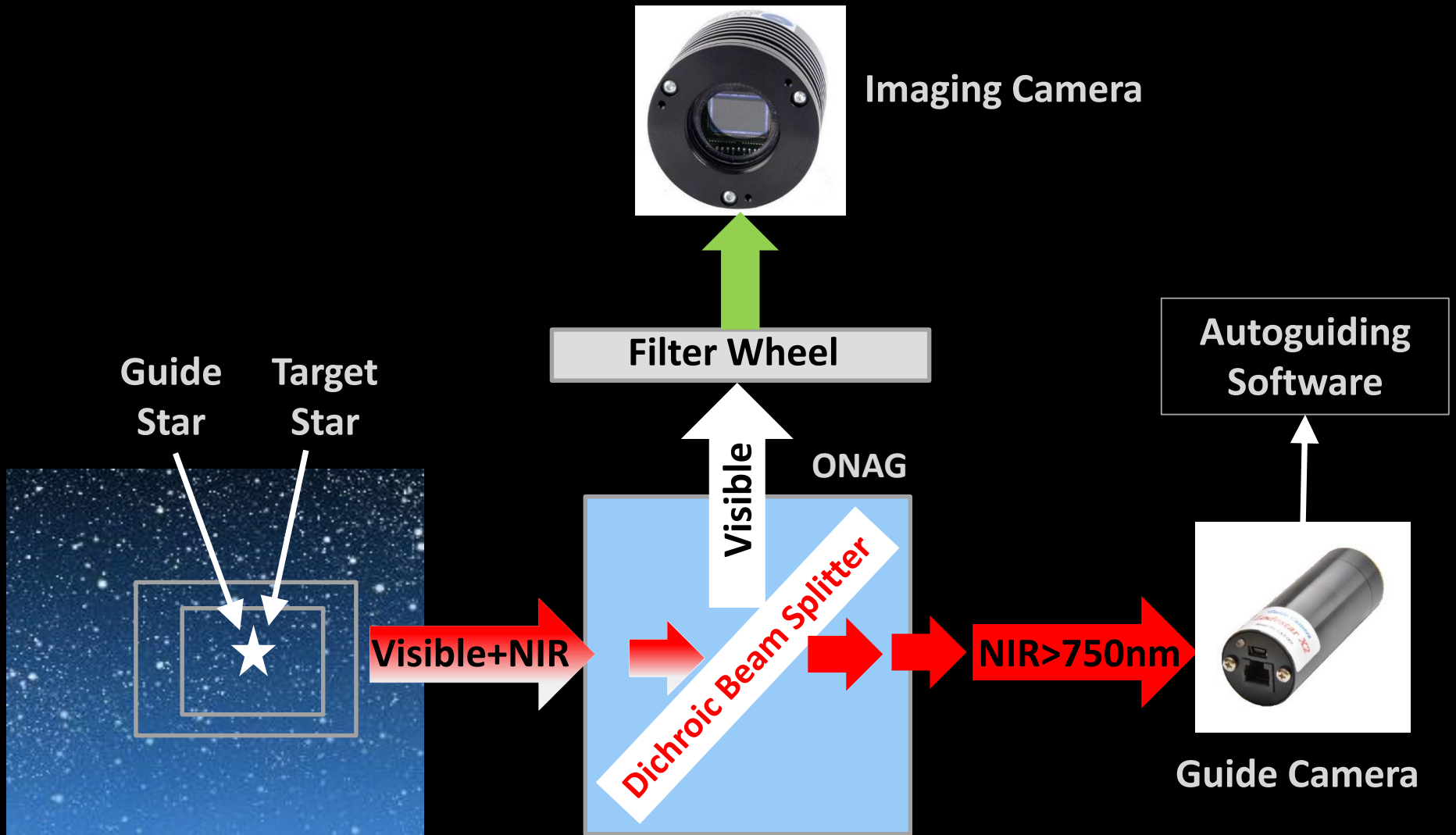
Immediate Goal

- Increase the quality and quantity of follow-up observers in preparation for TESS
- Advantages of a large network of qualified observers: increased temporal and geographic coverage of transits
- Goal accomplished through:
 - “best practices” documentation
 - training
 - tools
 - developing and testing new observing techniques, especially to assist with false positive detection

High Precision Autoguiding Techniques

- Goal: minimize movement of target and comp stars during a multi-hour observing session
- Active optics correct for rapid gear errors
- Traditional auto-guiding uses an off-axis guider - field rotation still an issue
- On-axis guiding techniques:
 - use science image as source of guide star (useful when guide corrections times can be = or > science image exposure times)
 - use an on-axis guider (ONAG)

On-Axis Guiding

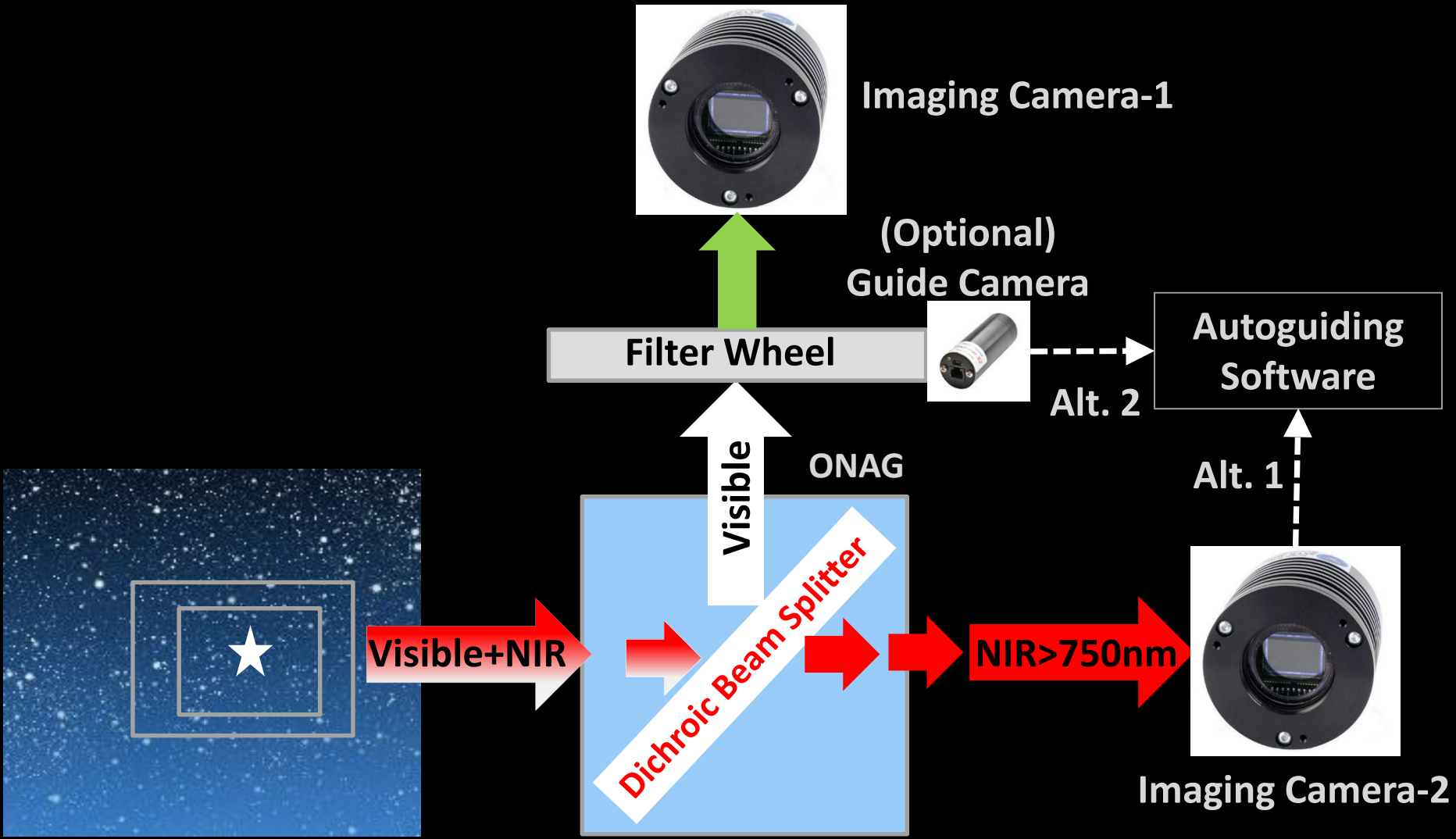


Innovations Foresight, LLC

Simultaneous, Multi-band Measurements

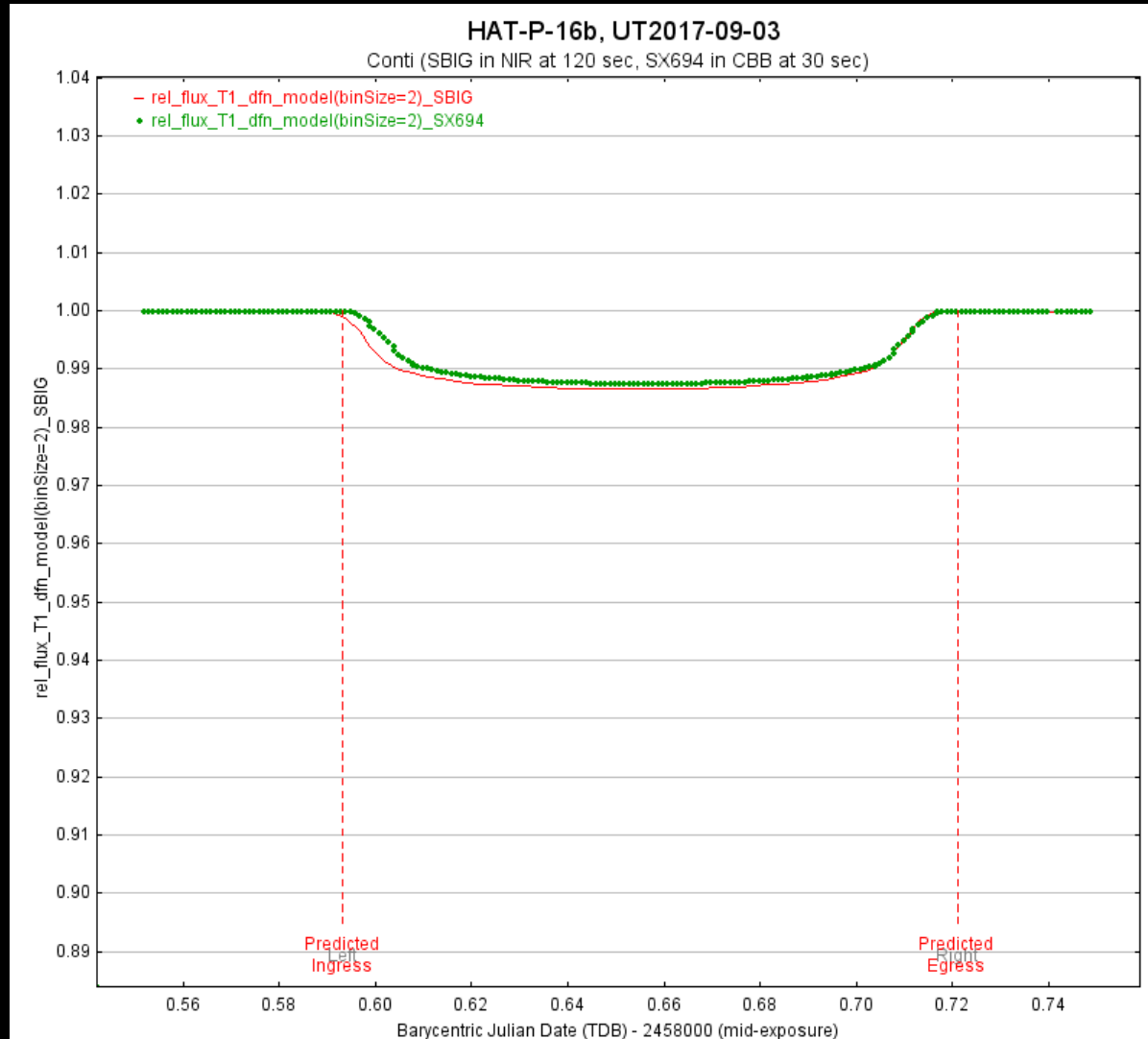
- Traditional approach: use a single camera with alternating filters
 - Disadvantages: reduces cadence in each band, potential introduction of systematics
- A new approach: repurpose the ONAG to allow for simultaneous measurements in NIR and in one or more visible bands
 - Advantages: maximizes cadence in each band, reduces systematics
 - Supports autoguiding as well!

Using ONAG for Dual-band Measurements

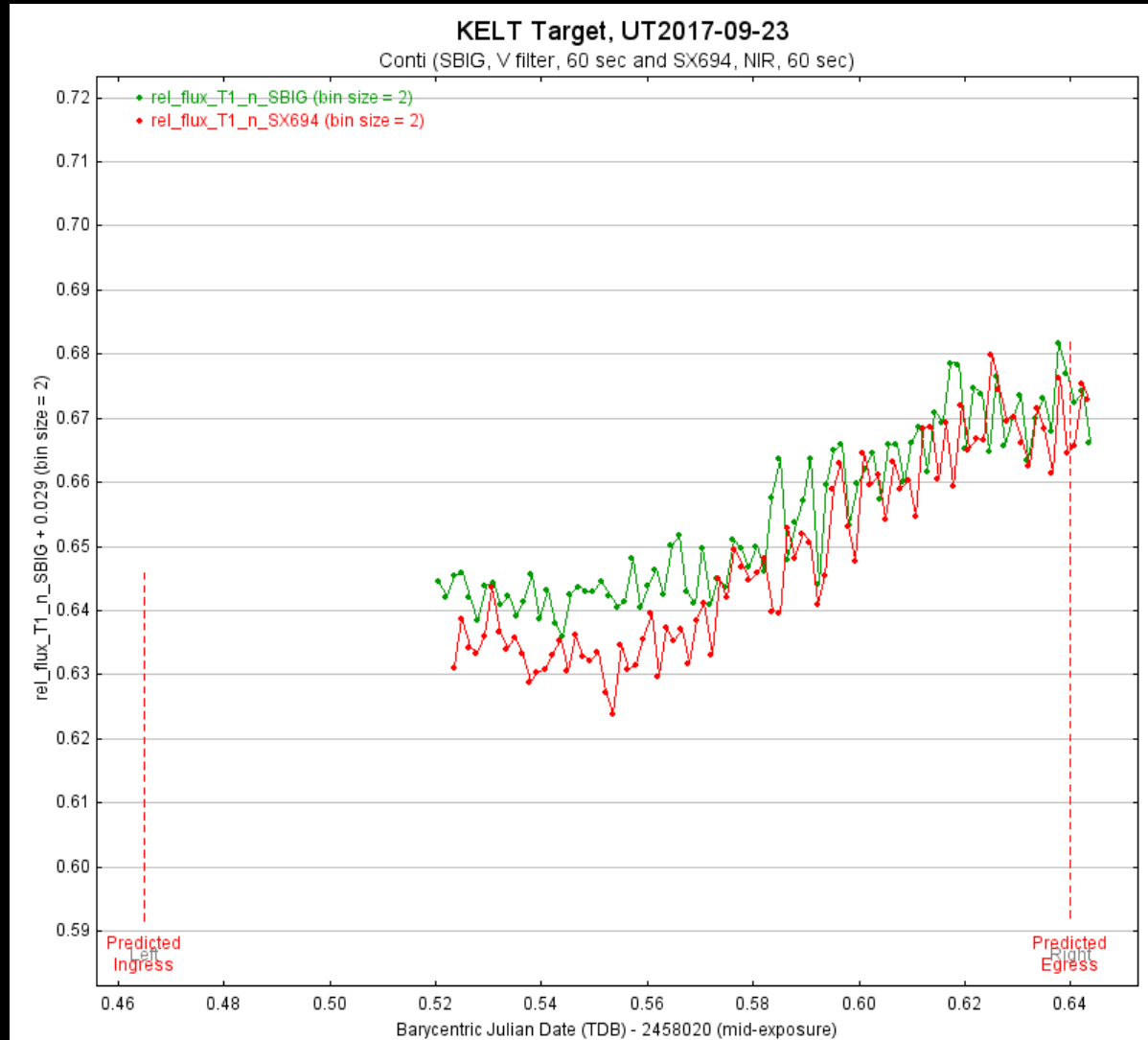


Innovations Foresight, LLC

Dual Bandwidth Measurements During an Exoplanet Transit



Dual Bandwidth Measurements During an Eclipsing Binary Transit

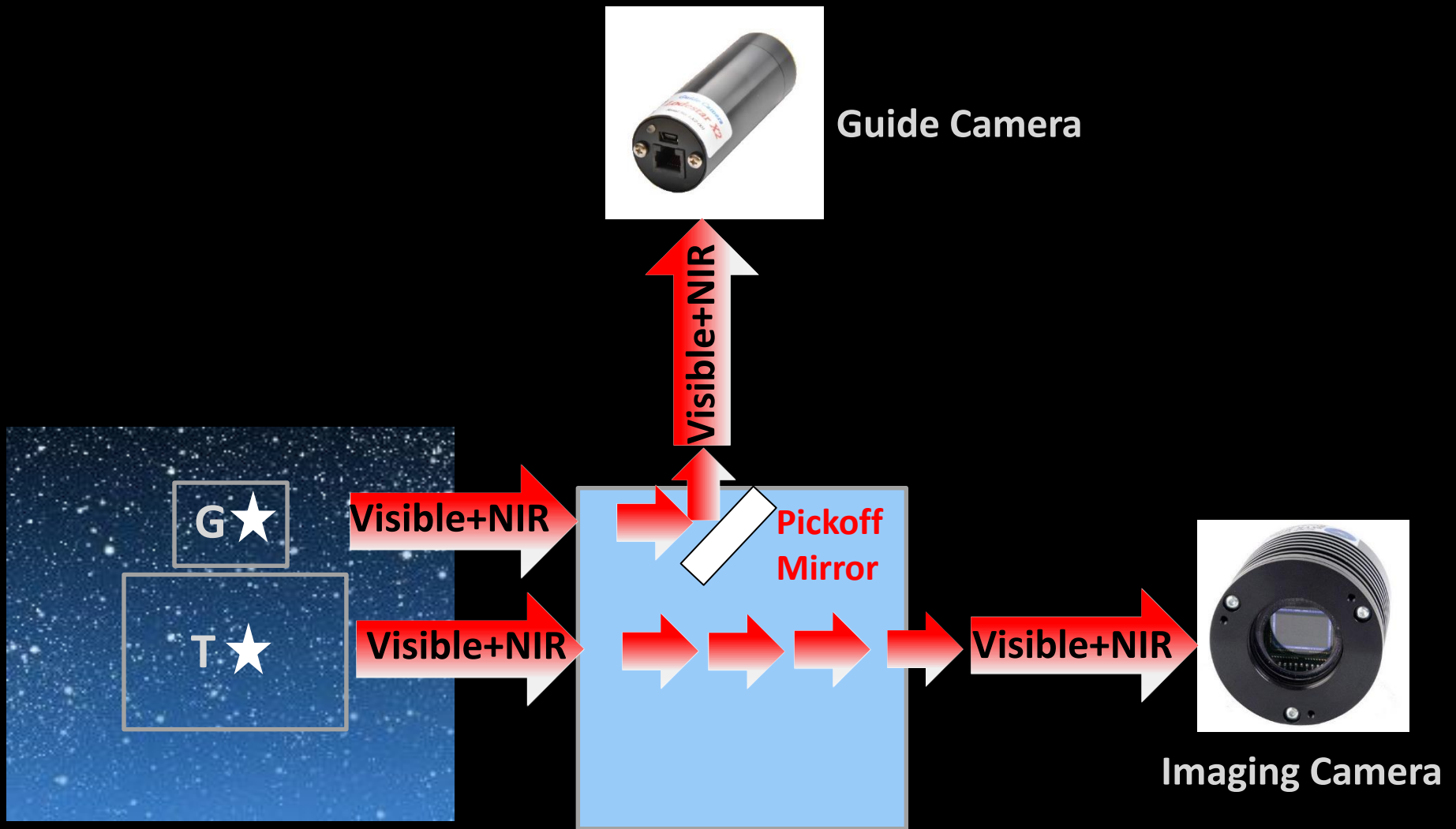


Summary: Achievements To-Date

- “A Practical Guide to Exoplanet Observing” (www.astrodennis.com)
 - 1,916 unique visiting users from 68 countries
- Training: AAVSO online course on Exoplanet Observing
 - 80 participants to-date
- Tools:
 - Sample Datasets (Conti)
 - Observation worksheet with hot links (Conti)
 - AstrolmageJ for transit modeling (Collins)
 - Speckle Toolbox (Rowe)
- Improved techniques developed for:
 - higher precision autoguiding
 - simultaneous, multi-band measurement

Addendum

Traditional Off-Axis Guiding



Precision Comparison: Off-Axis vs. On-Axis Guiding

- Conditions:
 - target: HIP 94083
 - location: +76.8° declination, 41° altitude
 - exposures: 548 at 5 seconds for 1 hour
 - polar alignment: excellent

- Results:

	<u>Off-Axis</u>	<u>On-Axis</u>
– Date	6/10/17	6/8/17
– Seeing	2.6"	3.1"
– Tracking error (in RA)	0.41"	0.46"
– Max. deviation:		
at center of FOV	6.3 pixels	1.8 pixels
at edge of FOV	8.1 pixels	3.2 pixels

Under worse seeing conditions, On-Axis Guiding provided a 71% improvement over traditional Off-Axis Guiding!